


Ana-Box™ Analog Sensor Interface-\$99



MARKET EXCLUSIVE

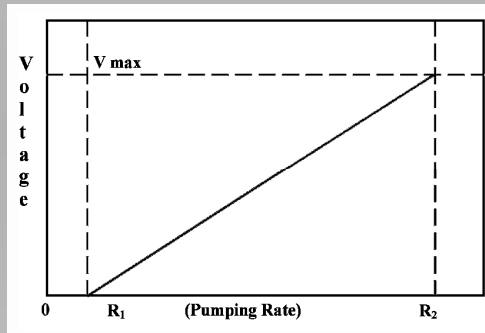
Interface your pressure sensors, PLCs, sensors, joysticks, etc. with the Ana-Box™ Analog Sensor Interface to your pump.

*So capable...
yet so incredibly simple to use!*

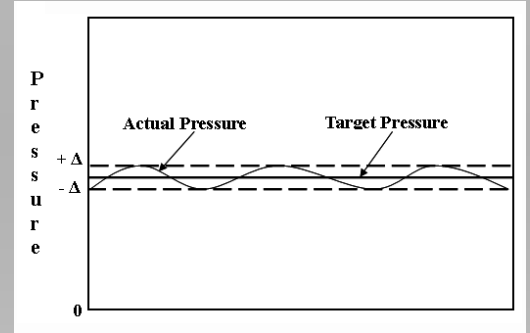
Sample Ana-Box™ Operational

- Over 10 modes of operation
- Vary the pumping rate in proportion to a variable voltage input
- Start or stop pump at set voltages
- Vary the pumping rate to maintain a pressure or pH level
- Attaches to any pump in the NE-1000 Family
- Operates stand alone. Does not need a computer to operate
- Trigger program events according to voltage
- Optionally outputs event data to a computer for data logging
- No complicated user interface.
- OEM customizing available


Ramping (gradient) with Voltage
Automatically adjusts the pumping rate proportionally to the voltage



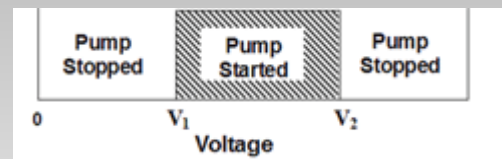
Pressure Controlled Infusion
Automatically varies the pumping rate to maintain a pressure by utilizing your pressure sensor with a voltage output.



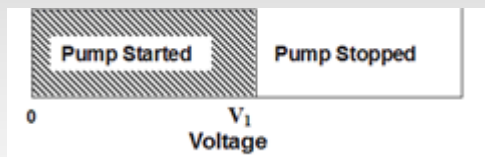
Start Pump at Voltage Trigger



Start Pump within Voltage



Stop Pump at Voltage Trigger



Stop Pump within Voltage

